



User Guide

PROCLUB[®]

Website

Updated: July 2025

WWW.PROCLUBINC.COM 

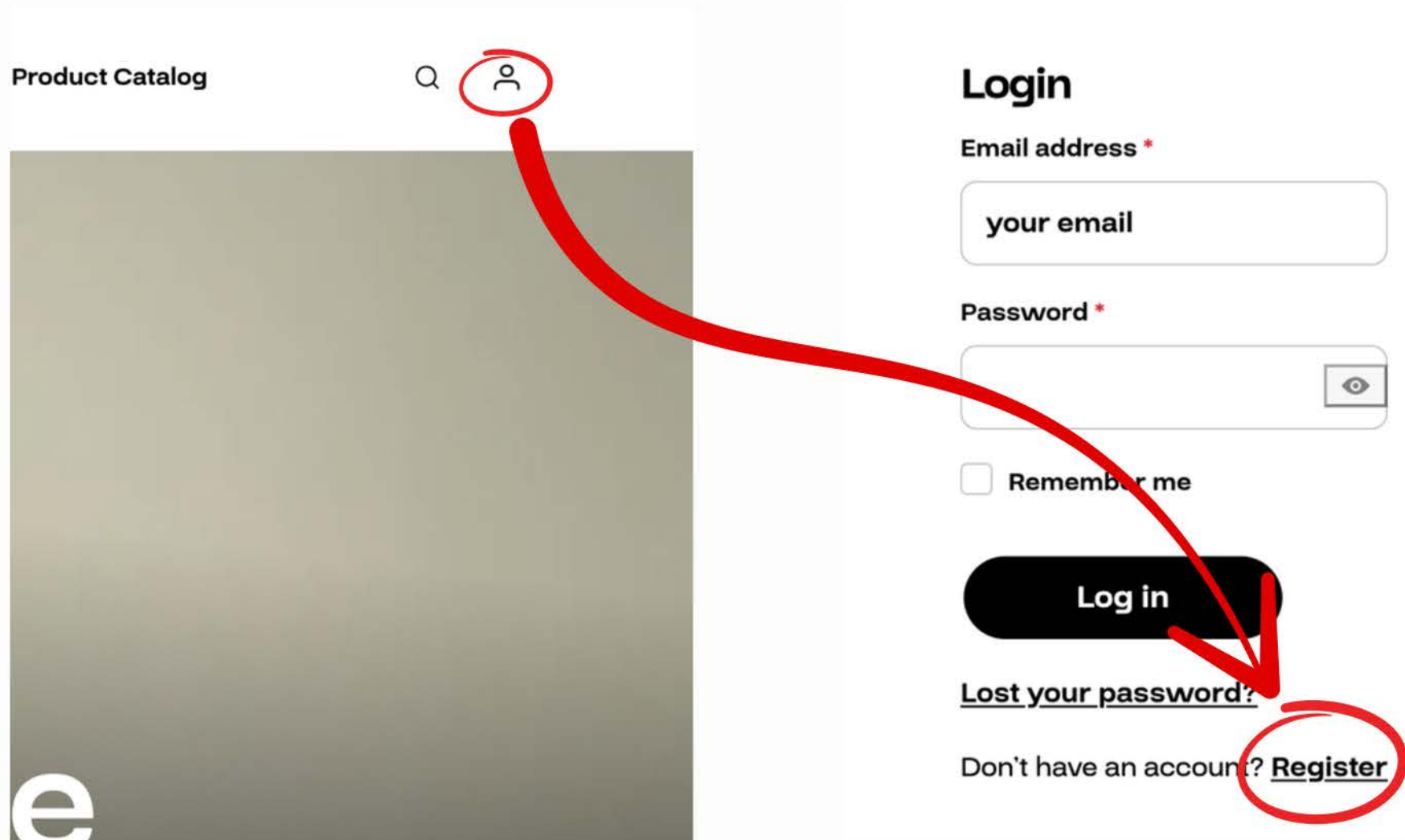


Creating a New Account

FOR NEW CUSTOMERS

- 1 GO TO THE LOGIN PAGE AND CLICK "REGISTER"**
- 2 FILL THE FORM & SUBMIT**
You'll need either a seller's permit or a business license, and a resale certificate
- 3 YOU'LL RECEIVE A REGISTRATION CONFIRMATION FROM PROCLUB**
- 4 ONCE YOU ARE APPROVED, YOU WILL GET AN EMAIL WITH LOGIN DETAILS**
It may take up to a week for your account to get approved.
- 5 CLICK THE LINK AND GENERATE PASSWORD**
- 6 VOILÀ! YOUR ACCOUNT IS NOW SET UP!**
You can now start shopping!

1. CLICK "REGISTER" BUTTON



2. FILL THE FORM & SUBMIT

YOU'LL NEED EITHER A **SELLER'S PERMIT OR A BUSINESS LICENSE**, AND A **RESALE CERTIFICATE**

Registration

*Minimum order subtotal \$1,000 is required.

*Registration requires a valid physical store address.

*Each order requires a 70% deposit.

Email Address *

Email Address

First Name *

First Name

Last Name *

Last Name

Phone Number *

Enter your phone number

Fax Number

Fax Number

Company or Business Name *

Company Name

Company Address *

Number and street address

City *

Enter your city

Country *

United States

Business Type *

Enter Business Type

Upload your Sellers Permit or Business License *

Choose File No file chosen

Accepted file types: pdf, jpg, png, Max. file size: 5 MB.

Upload your Resale Certificate *

Choose File No file chosen

Accepted file types: pdf, jpg, png, Max. file size: 5 MB.

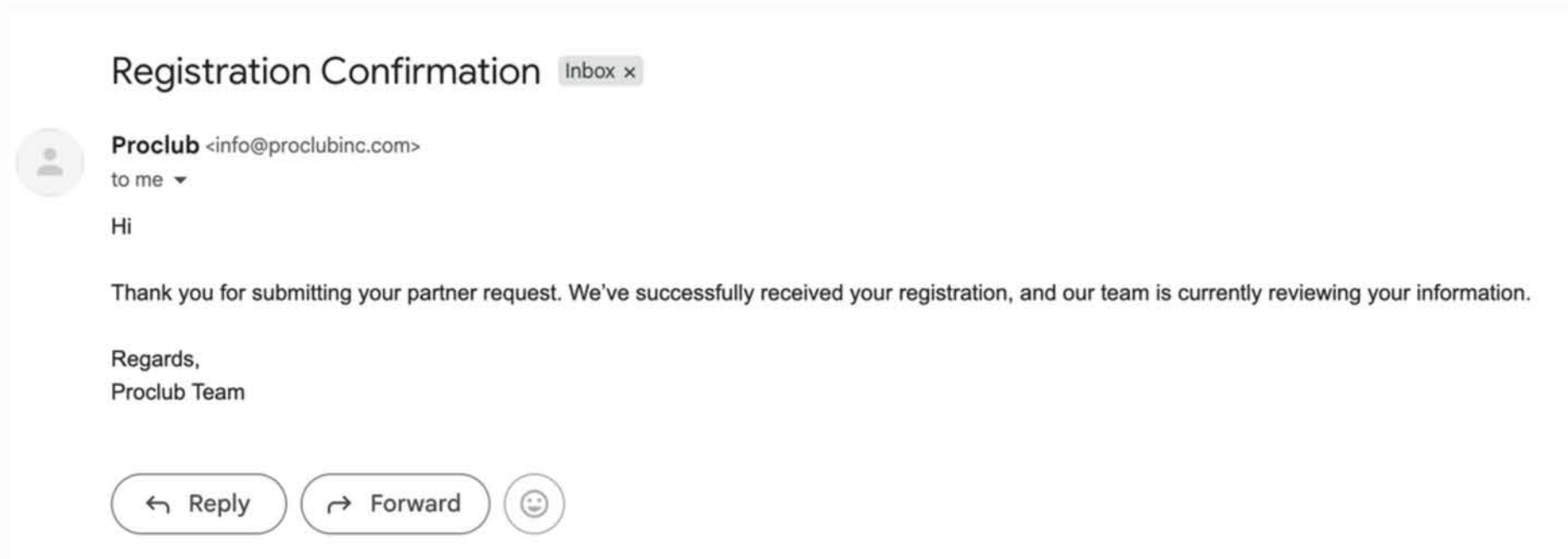
☐ I agree to the [Policy](#)

☐ I want to receive news and special offers

Register

3. YOU'LL RECEIVE A REGISTRATION CONFIRMATION FROM PROCLUB

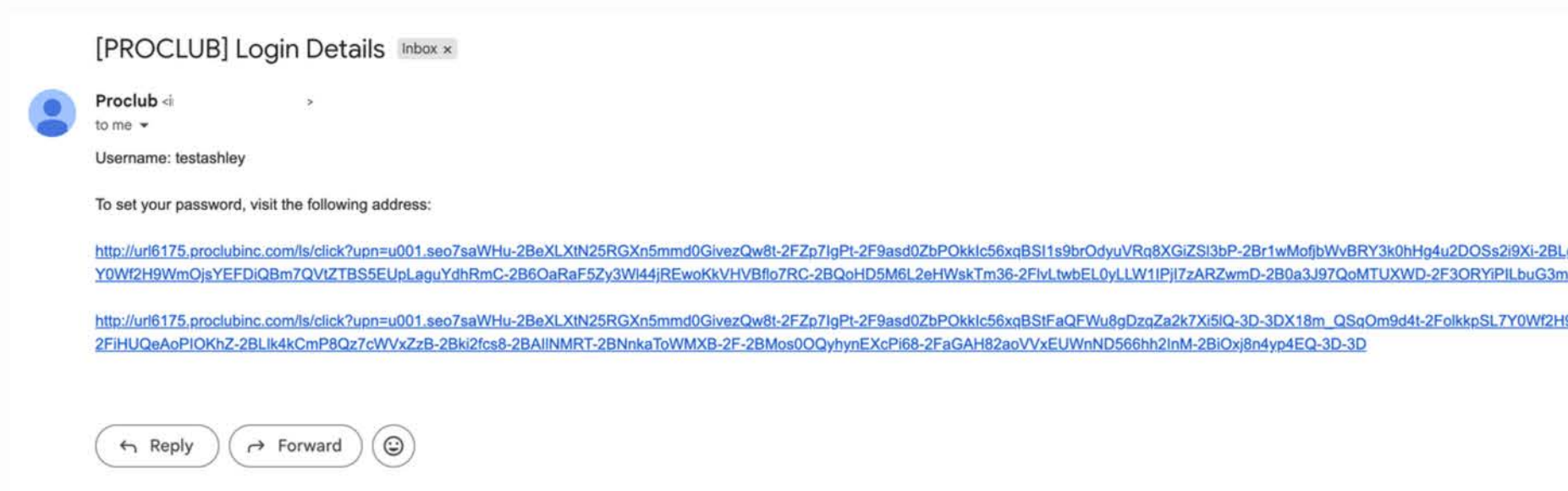
REGISTRATION CONFIRMATION DOES NOT MEAN YOU HAVE BEEN APPROVED.
IF YOU DO NOT SEE IT IN YOUR INBOX, CHECK YOUR JUNK/SPAM FOLDER AS WELL.



4.ONCE YOU'RE APPROVED, YOU'LL GET AN EMAIL WITH LOGIN DETAILS

IT MAY TAKE UP TO A WEEK.

CONTACT SALES@PROCLUBINC.COM IF YOU DO NOT HEAR FROM US AFTER A WEEK.





WHEN YOU GET AN ERROR MESSAGE LIKE BELOW:



Your connection is not private

Attackers might be trying to steal your information from [url6175.proclubinc.com](#) (for example, passwords, messages, or credit cards). [Learn more about this warning](#)

NET::ERR_CERT_COMMON_NAME_INVALID

Hide advanced

Reload

[url6175.proclubinc.com](#) normally uses encryption to protect your information. When Chrome tried to connect to [url6175.proclubinc.com](#) this time, the website sent back unusual and incorrect credentials. This may happen when an attacker is trying to pretend to be [url6175.proclubinc.com](#), or a Wi-Fi sign-in screen has interrupted the connection. Your information is still secure because Chrome stopped the connection before any data was exchanged.

You cannot visit [url6175.proclubinc.com](#) right now because the website uses HSTS. Network errors and attacks are usually temporary, so this page will probably work later.

TRY THESE METHODS:

- **Reload** the page.
- Open the link in **incognito mode**.
- Use a **different browser**.
- Clear your browsing data & reload.

5. CLICK THE LINK & GENERATE PASSWORD

ENTER YOUR OWN PASSWORD AND CLICK "GENERATE PASSWORD"



Enter your new password below or generate one.

New password

PyIuHe6*Gj0NiU@r 

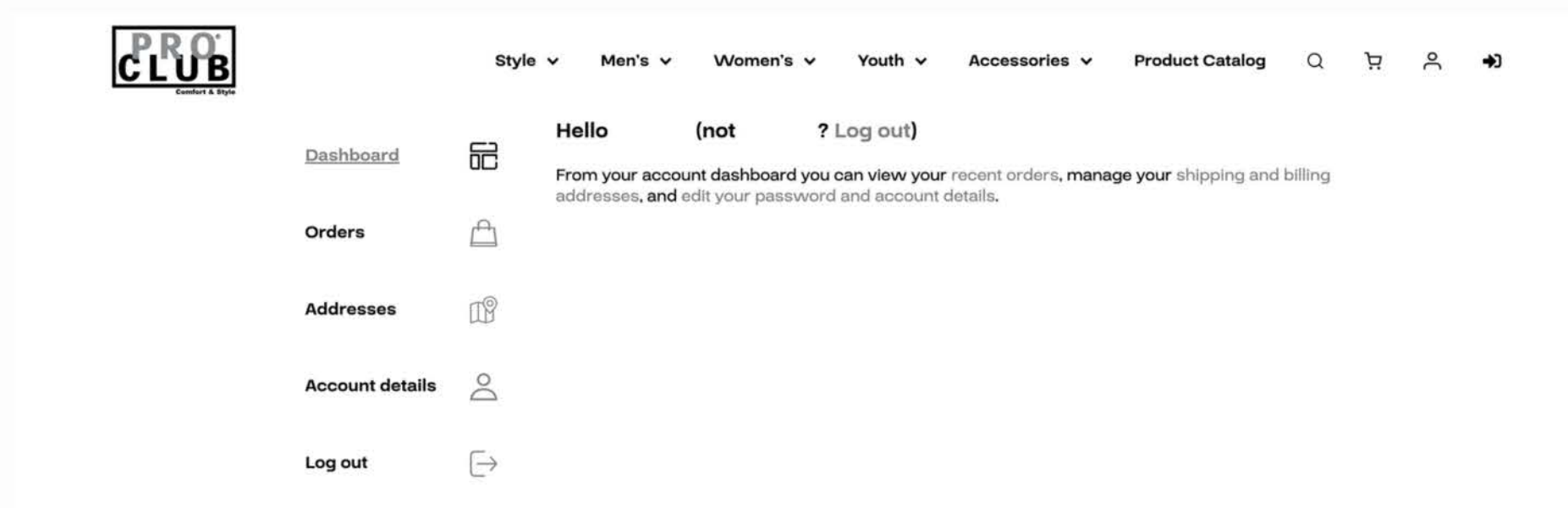
Strong

Hint: The password should be at least twelve characters long. To make it stronger, use upper and lower case letters, numbers, and symbols like ! " ? \$ % ^ &).

[Generate Password](#) [Save Password](#)

6. YOUR ACCOUNT IS NOW SET UP!

YOU CAN NOW START SHOPPING!





Getting Your Password for the First Time

FOR EXISTING CUSTOMERS

- 1 CLICK THE PROFILE ICON ON THE WEBSITE**
- 2 CLICK "LOST YOUR PASSWORD?"**
It is located below the Log in button on our website
- 3 ENTER YOUR REGISTERED EMAIL ADDRESS TO RESET YOUR PASSWORD**
Use the email associated with your PROCLUB account.
- 4 LOOK FOR THE EMAIL WITH A RESET LINK IN YOUR INBOX**
You'll receive an email from PROCLUB titled "Reset your password." Check your junk or spam folder, just in case.
- 5 CLICK THE LINK AND RESET YOUR PASSWORD**
If you receive an error message when opening the link, don't worry – we'll show you how to fix it.
- 6 VOILÀ! YOUR PASSWORD HAS BEEN RESET**
You can now start shopping!

1. CLICK THE PROFILE ICON

Style ▾

Men's ▾

Women's ▾

Youth ▾

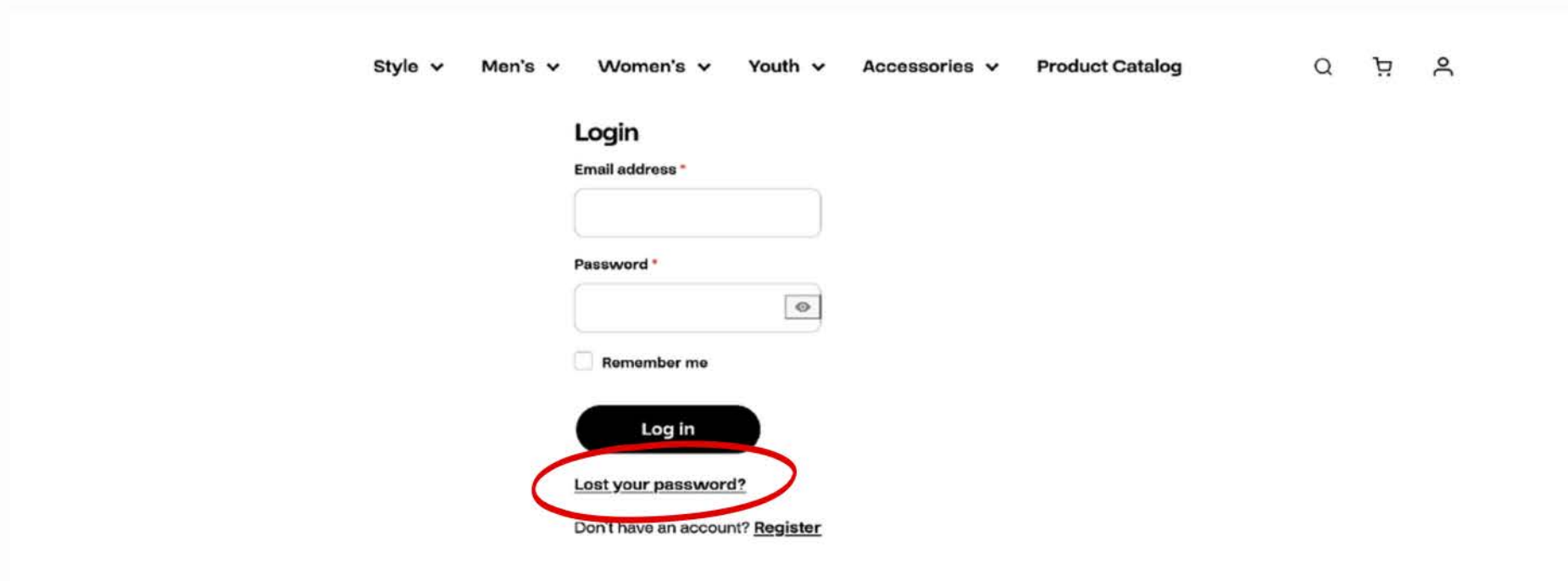
Accessories ▾

Product Catalog



2. CLICK“LOST YOUR PASSWORD?”

IT IS LOCATED BELOW THE LOG IN BUTTON ON OUR WEBSITE



The screenshot shows a website's login interface. At the top, there is a navigation bar with links: Style ▾, Men's ▾, Women's ▾, Youth ▾, Accessories ▾, and Product Catalog. To the right of these links are icons for search, shopping cart, and user profile. Below the navigation bar is the 'Login' section. It contains two input fields: 'Email address *' and 'Password *'. The 'Password *' field has a toggle icon (an eye) to its right. Below the input fields is a checkbox labeled 'Remember me'. Underneath the checkbox is a black 'Log in' button. Directly below the 'Log in' button is the link 'Lost your password?', which is circled in red. At the bottom of the login section, it says 'Don't have an account? [Register](#)'.

Style ▾ Men's ▾ Women's ▾ Youth ▾ Accessories ▾ Product Catalog

Q 🛒 👤

Login

Email address *

Password *

☐ Remember me

Log in

[Lost your password?](#)

Don't have an account? [Register](#)

3. ENTER YOUR REGISTERED EMAIL & CLICK “RESET BUTTON”

USE THE EMAIL LINKED TO YOUR PROCLUB ACCOUNT.

[Style](#) [Men's](#) [Women's](#) [Youth](#) [Accessories](#) [Product Catalog](#)

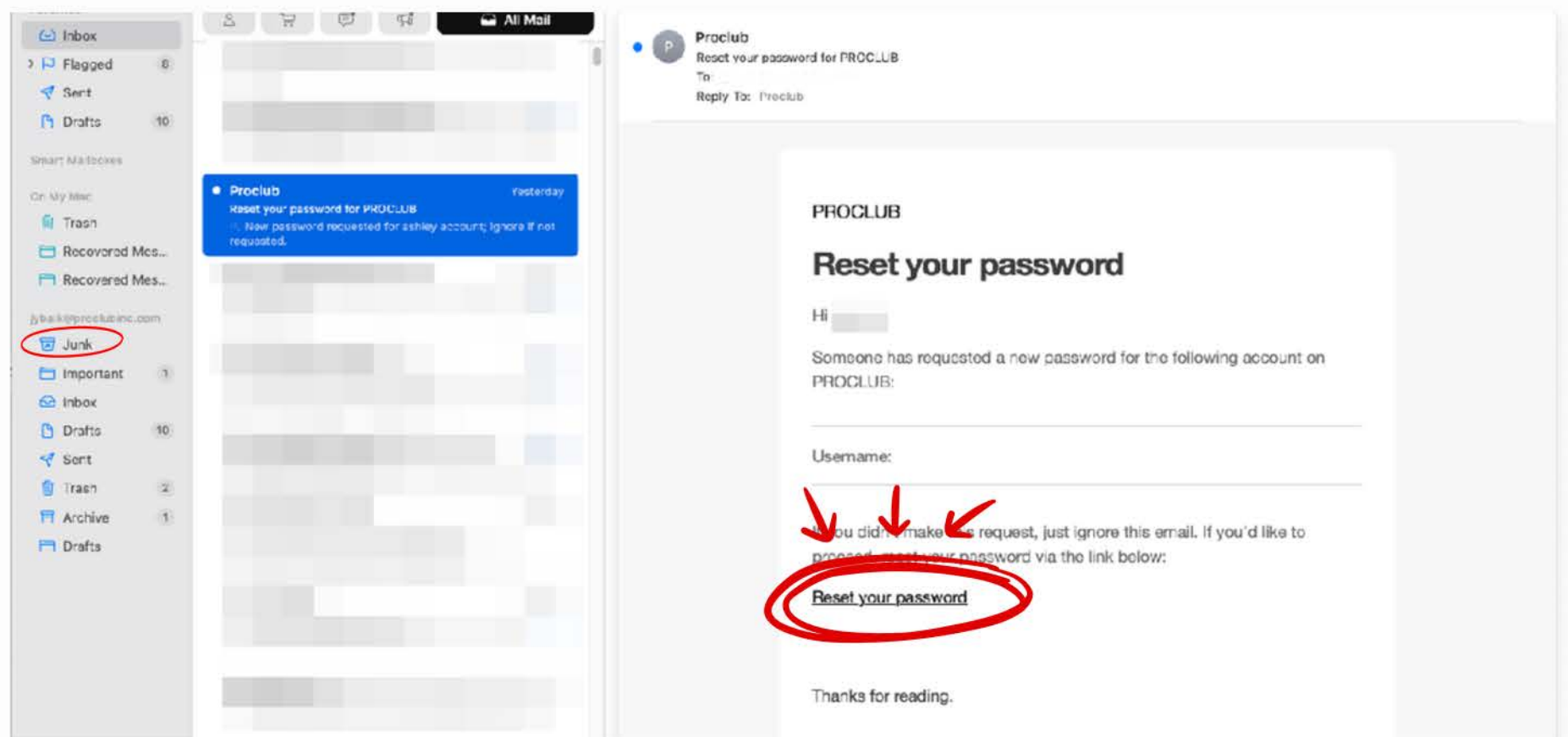
Lost your password? Please enter your username or email address. You will receive a link to create a new password via email.

Username or email *

Reset password


4. LOOK FOR THE EMAIL WITH THE RESET LINK

CHECK YOUR JUNK/SPAM FOLDER IF YOU DO NOT FIND IT IN YOUR INBOX.



5. CLICK THE LINK AND RESET YOUR PASSWORD

IF YOU EXPERIENCE AN ERROR WHILE OPENING THE LINK, CHECK NEXT PAGE.



Style ▾Men's ▾Women's ▾Youth ▾

Enter a new password below.

New password *

Re-enter new password *

Save



WHEN YOU GET AN ERROR MESSAGE LIKE BELOW:



Your connection is not private

Attackers might be trying to steal your information from url6175.proclubinc.com (for example, passwords, messages, or credit cards). [Learn more about this warning](#)

NET::ERR_CERT_COMMON_NAME_INVALID

Hide advanced

Reload

url6175.proclubinc.com normally uses encryption to protect your information. When Chrome tried to connect to url6175.proclubinc.com this time, the website sent back unusual and incorrect credentials. This may happen when an attacker is trying to pretend to be url6175.proclubinc.com, or a Wi-Fi sign-in screen has interrupted the connection. Your information is still secure because Chrome stopped the connection before any data was exchanged.


You cannot visit url6175.proclubinc.com right now because the website uses HSTS. Network errors and attacks are usually temporary, so this page will probably work later.

TRY THESE METHODS:

- **Reload** the page.
- Open the link in **incognito mode**.
- Use a **different browser**.
- Clear your browsing data & reload.


6. VOILÀ! YOUR PASSWORD HAS BEEN RESET!


YOU CAN NOW START SHOPPING!





Comfort & Style

[Style](#) [Men's](#) [Women's](#) [Youth](#) [Accessories](#)

[Dashboard](#)

[Orders](#)

[Addresses](#)

[Account details](#)


Your password has been reset successfully.

Hello

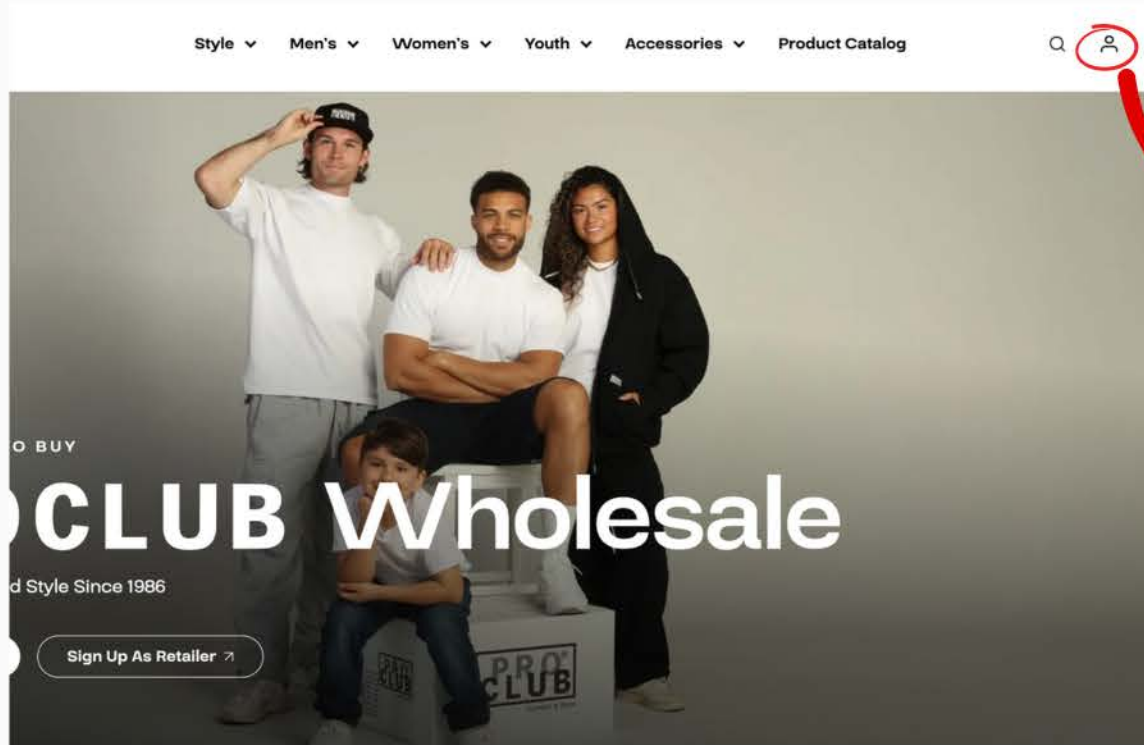
From your account dashboard you can view your recent orders, manage your shipping your password and account details.



Changing Your Password

- 1 LOGIN WITH YOUR TEMPORARY PASSWORD**
- 2 GO TO YOUR ACCOUNT** 
- 3 CLICK "EDIT YOUR PASSWORD AND ACCOUNT DETAILS"**
- 4 ENTER YOUR TEMPORARY PASSWORD AND SET A NEW PASSWORD**
- 5 YOU'LL SEE THE NOTIFICATION :
"ACCOUNT DETAILS CHANGED SUCCESSFULLY"
ONCE IT'S DONE.**
- 6 YOU WILL ALSO RECEIVE AN EMAIL
NOTIFICATION ABOUT THE CHANGE.**

1. LOGIN WITH YOUR TEMPORARY PASSWORD



Login

Email address *

Password *

☐ Remember me

Log in

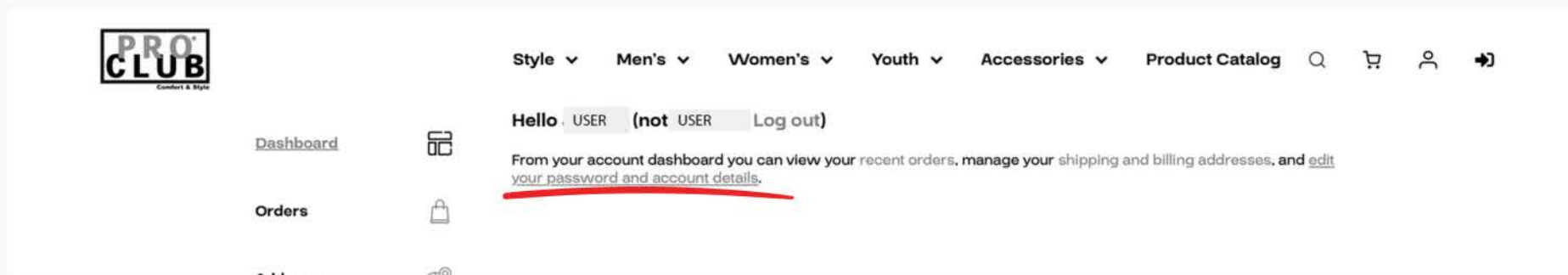
[Lost your password?](#)

Don't have an account? [Register](#)

2. GO TO YOUR ACCOUNT



3. CLICK “EDIT YOUR PASSWORD AND ACCOUNT DETAILS”



4. ENTER YOUR TEMPORARY PASSWORD & SET A NEW PASSWORD

Password change

Current password (leave blank to leave unchanged)

your temporary password sent through email



New password (leave blank to leave unchanged)




Confirm new password



Save changes

5. YOU'LL SEE THE NOTIFICATION : "ACCOUNT DETAILS CHANGED SUCCESSFULLY."



6. YOU WILL ALSO RECEIVE AN EMAIL NOTIFICATION WHEN IT'S CHANGED.

